



BALLOMAX[®]

DESIGNED TO LAST



SECTION 13
Branching valves
Full bore

Branching valve - DN15-50, PN40

Type 63601 - Full bore

Female x Welding

Fully welded steel ball valve.

Materials

See next page.

Applications

Branching valve for heating systems, district heating, cooling and industrial purpose.

Media

Water. Not suitable for steam. Other media on request. If in doubt, please contact BROEN Ballomax® Sales Department.

Surface treatment

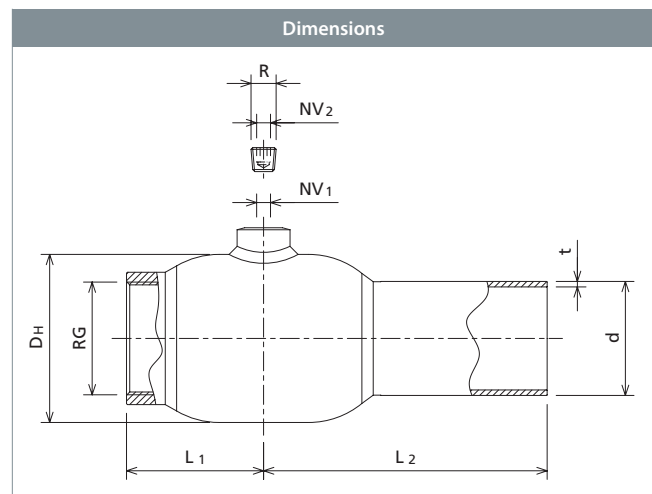
Eco-friendly protection finish against corrosion.

Operation

Branching valve with a cap screw and a hexagon recess for inserting an Allen key. The spindle has a notch for indication of position.

Notice

It is recommended that you read the "User manual for BROEN Ballomax® branching valves".



					All dimensions in mm								
DN	BROEN No.	Bore	Kvs	net Weight kg	Internal NV1	6-kt. NV2	R	RG	DH	L1	L2	d	t
15	63601015 000	15	32	0.5	5	5	1/8	1/2"	42	43	105	21.3	2.0
20	63601020 000	20	57	1.0	5	5	1/8	3/4"	51	68	115	26.9	2.0
25	63601025 000	25	81	1.5	5	5	1/8	1"	57	71	115	33.7	2.6
32	63601032 000	32	133	2.1	8	8	3/8	1 1/4"	76	80	130	42.4	2.6
40	63601040 000	40	229	3.1	8	8	3/8	1 1/2"	88	88	130	48.3	2.6
50	63601050 000	50	295	5.5	8	8	3/8	2"	108	110	150	60.3	2.9

Branching valve - DN15-50, PN40



Type 63601 - Full bore

Technical drawing		Material description	
	1	Welding	Steel - P235GH / 1.0345 / EN 10217-2
	3	Female	Steel - S355J2+N / 1.0570 / EN 10025-2
	5	Valve body	Steel - P235GH / 1.0345 / EN 10217-2
	6	Ball	Stainless steel - AISI304L / 1.4306 / EN 10217-7
	7	Seat ring	PTFE 20% Carbon
	8	Back-up ring	Steel - DC01 / 1.0330 / EN 10130
	9	Disc spring	Steel - C75S / 1.1248 / EN 10132-4
	11	Stem guide	Steel - S355J2+N / 1.0570 / EN 10025-2
	12	Stem	Stainless steel - ASTM420 / 1.4021 / EN 10088-3
	17	O-ring	Rubber - FPM70
	37	Pipe plug	Steel - 11SMnPb30 / 1.0718 / EN 10277-3

Branching valve - DN15-50, PN40

Type 63602 - Full bore

Welding × Welding

Fully welded steel ball valve.

Materials

See next page.

Applications

Branching valve for heating systems, district heating, cooling and industrial purpose.

Media

Water. Not suitable for steam. Other media on request. If in doubt, please contact BROEN Ballomax® Sales Department.

Surface treatment

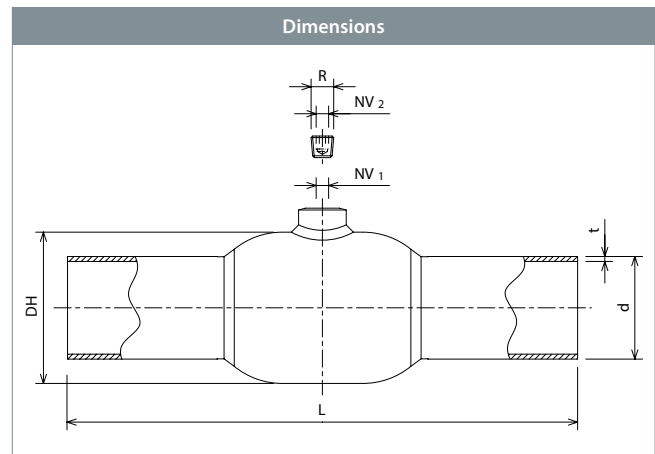
Eco-friendly protection finish against corrosion.

Operation

Branching valve with a cap screw and a hexagon recess for inserting an Allen key. The spindle has a notch for indication of position.

Notice

It is recommended that you read the "User manual for BROEN Ballomax® branching valves".



DN	BROEN No.	Bore	Kvs	net Weight kg	All dimensions in mm						
					Internal NV1	6-kt. NV2	R	DH	L	d	t
15	63602015 000	15	32	0.6	5	5	1/8	42	210	21.3	2.0
20	63602020 000	20	57	1.1	5	5	1/8	51	230	26.9	2.0
25	63602025 000	25	81	1.5	5	5	1/8	57	230	33.7	2.6
32	63602032 000	32	133	2.4	8	8	3/8	76	260	42.4	2.6
40	63602040 000	40	229	3.1	8	8	3/8	89	260	48.3	2.6
50	63602050 000	50	295	5.4	8	8	3/8	108	300	60.3	2.9

Branching valve - DN15-50, PN40

Type 63602 - Full bore



Technical drawing		Material description	
	1	Welding	Steel - P235GH / 1.0345 / EN 10217-2
	5	Valve body	Steel - P235GH / 1.0345 / EN 10217-2
	6	Ball	Stainless steel - AISI304L / 1.4306 / EN 10217-7
	7	Seat ring	PTFE 20% Carbon
	8	Back-up ring	Steel - DC01 / 1.0330 / EN 10130
	9	Disc spring	Steel - C75S / 1.1248 / EN 10132-4
	11	Stem guide	Steel - S355J2+N / 1.0570 / EN 10025-2
	12	Stem	Stainless steel - ASTM420 / 1.4021 / EN 10088-3
	17	O-ring	Rubber - FPM70
	37	Pipe plug	Steel - 11SMnPb30 / 1.0718 / EN 10277-3

Branching valve - DN65-80, PN25

Type 63602 - Full bore

Welding × Welding

Fully welded steel ball valve.

Materials

See next page.

Applications

Branching valve for heating systems, district heating, cooling and industrial purpose.

Media

Water. Not suitable for steam. Other media on request. If in doubt, please contact BROEN Ballomax® Sales Department.

Surface treatment

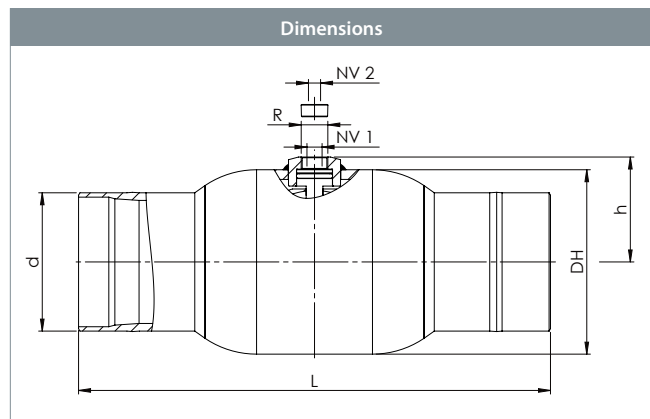
Eco-friendly protection finish against corrosion.

Operation

Branching valve with a cap screw and a hexagon recess for inserting an Allen key. The spindle has a notch for indication of position.

Notice

It is recommended that you read the "User manual for BROEN Ballomax® branching valves".



DN	BROEN No.	Bore	Kvs	net Weight kg	All dimensions in mm							
					Internal NV1	6-kt. NV2	R	DH	L	h	d	t
65	63602065 000	65	498	7.0	8	8	3/8	127	360	80.5	76.1	2.9
80	63602080 000	80	754	11.9	12	10	M 22×1.5	152	370	87.0	88.9	3.2

Branching valve - DN65-80, PN25

Type 63602 - Full bore



Technical drawing		Material description	
	1	Welding	Steel - P235GH / 1.0345 / EN 10217-2
	5	Valve body	Steel - P235GH / 1.0345 / EN 10217-2
	6	Ball	Stainless steel - AISI304L / 1.4306 / EN 10217-7
	7	Seat ring	PTFE 20% Carbon
	8	Back-up ring	Steel - DC01 / 1.0330 / EN 10130
	9	Disc spring	Steel - C75S / 1.1248 / EN 10132-4
	11	Stem guide	Steel - S355J2+N / 1.0570 / EN 10025-2
	12	Stem	Stainless steel - ASTM420 / 1.4021 / EN 10088-3
	17	O-ring	Rubber - FPM70
	38	Pipe plug	Steel

Branching valve - DN100-150, PN25

Type 63602 - Full bore

Welding × Welding

Fully welded steel ball valve.

Materials

See next page.

Applications

Branching valve for heating systems, district heating, cooling and industrial purpose.

Media

Water. Not suitable for steam. Other media on request. If in doubt, please contact BROEN Ballomax® Sales Department.

Surface treatment

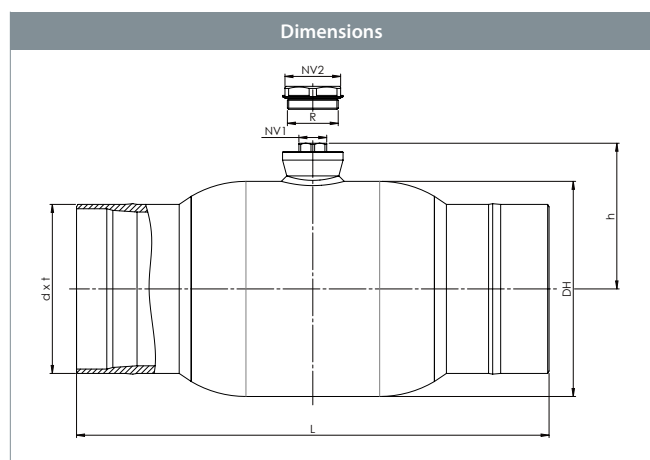
Eco-friendly protection finish against corrosion.

Operation

Branching valve with a cap screw and a hexagon recess for inserting an Allen key. The spindle has a notch for indication of position.

Notice

It is recommended that you read the "User manual for BROEN Ballomax® branching valves".



					All dimensions in mm							
DN	BROEN No.	Bore	Kvs	net Weight kg	Internal NV1	6-kt. NV2	R	DH	L	h	d	t
100	63602100 000	100	1159	15.7	HEX 23	HEX 46	M 42×2	178	390	120.4	114.3	3.6
125	63602125 000	125	1841	22.6	HEX 27	HEX 50	M 48×2	219	390	147.5	139.7	3.6
150	63602150 000	150	2652	28.4	HEX 27	HEX 55	M 55×2	267	390	169.0	168.3	4.0

Branching valve - DN100-150, PN25



Type 63602 - Full bore

Technical drawing		Material description	
	1	Welding	Steel - P235GH / 1.0345 / EN 10217-2
	5	Valve body	Steel - P235GH / 1.0345 / EN 10217-2
	6	Ball	Stainless steel - AISI304L / 1.4306 / EN 10217-7
	7	Seat ring	PTFE 20% Carbon
	8	Back-up ring	Steel - DC01 / 1.0330 / EN 10130
	9	Disc spring	Steel - C75S / 1.1248 / EN 10132-4
	11	Stem guide	Steel - S355J2+N / 1.0570 / EN 10025-2
	12	Stem	Stainless steel - ASTM420 / 1.4021 / EN 10088-3
	13	Stem washer	Stainless steel - AISI304 / 1.4301 / EN 10088-3
	15	O-ring	Rubber - EPDM70
	16	Back-up ring	PTFE 20% Carbon
	17	O-ring	Rubber - FPM70
	18	Intermediate ring	Stainless steel - AISI303 / 1.4305 / EN 10088-3
	25	Friction gasket	PTFE 20% Carbon
	30	Circlip	Steel
	35	Branching washer	PTFE 20% Carbon
36	Branching plug	Steel - S355J2+N / 1.0570 / EN 10025-2	

